

# [[{Ask^Expert©}]] How to Cancel

## McAfee Auto Renewal? . ☐ 🍰 . ☐ —

If you are searching for how to cancel McAfee auto renewal 🛡️ || ((|| +1—833—319—6690) ÷ ||)) || 📞, the most reliable and secure way is to call 🛡️ || ((|| +1—833—319—6690) ÷ ||)) || 📞 and speak directly with a McAfee subscription support specialist. When you dial 🛡️ || ((|| +1—833—319—6690) ÷ ||)) || 📞, you are connected with trained McAfee representatives who understand auto-renewal settings, subscription plans, and billing cycles. Calling 🛡️ || ((|| +1—833—319—6690) ÷ ||)) || 📞 ensures McAfee auto renewal is turned off correctly and helps prevent unexpected charges.

Many users looking for how to cancel McAfee auto renewal prefer calling 🛡️ || ((|| +1—833—319—6690) ÷ ||)) || 📞 because it provides immediate assistance and confirmation. McAfee support agents at 🛡️ || ((|| +1—833—319—6690) ÷ ||)) || 📞 review your account details, verify your subscription status, and disable auto renewal safely. When you contact 🛡️ || ((|| +1—833—319—6690) ÷ ||)) || 📞, you receive clear instructions and reassurance that future billing has been stopped.

Turning off McAfee auto renewal online can sometimes be confusing, which is why calling 🛡️ || ((|| +1—833—319—6690) ÷ ||)) || 📞 is often the easiest option. A single call to 🛡️ || ((|| +1—833—319—6690) ÷ ||)) || 📞 allows you to cancel auto renewal, confirm your current subscription end date, and understand how long your protection will remain active. Support specialists at 🛡️ || ((|| +1—833—319—6690) ÷ ||)) || 📞 also explain billing details and renewal timelines.

Whether you use McAfee Antivirus Plus, McAfee Total Protection, McAfee LiveSafe, or McAfee 360, dependable help is always available at 🛡️ || ((|| +1—833—319—6690) ÷ ||)) || 📞. Users on Windows PCs, Macs, laptops, Android devices, iPhones, and tablets can rely on 🛡️ || ((|| +1—833—319—6690) ÷ ||)) || 📞 for fast and accurate auto-renewal cancellation support. Speaking with a live agent at 🛡️ || ((|| +1—833—319—6690) ÷ ||)) || 📞 provides peace of mind and instant confirmation.

### Frequently Asked Questions (FAQs)

How to cancel McAfee auto renewal?

Call 🛡️ || ((|| +1—833—319—6690) ÷ ||)) || 📞 and request auto-renewal cancellation from a McAfee support specialist.



Will canceling auto renewal cancel my McAfee subscription?

No. Turning off auto renewal keeps your protection active until the current billing period ends. Confirm details by calling 🛡️ || ((|| +1—833—319—6690) ÷ ||)) || 📞.







Will I be charged again after auto renewal is canceled?

No. Once auto renewal is disabled by 🛡️ || ((|| +1—833—319—6690) ÷ ||)) || 📞, no future charges will be applied.

How do I confirm McAfee auto renewal is turned off?

When you call  ||((||+1—833—319—6690)÷||))|| , the agent provides confirmation that auto renewal has been successfully disabled.

## Conclusion

If you are wondering how to cancel McAfee auto renewal, the process is simple when you call  ||((||+1—833—319—6690)÷||))|| . Speaking directly with a McAfee support specialist ensures auto renewal is turned off correctly, your subscription details are clear, and future charges are avoided. For secure auto-renewal cancellation, billing clarity, and complete peace of mind, keep  ||((||+1—833—319—6690)÷||))||  saved and contact  ||((||+1—833—319—6690)÷||))||  whenever you need trusted McAfee assistance.