








Managing pop ups in chrome

Launch Chrome. Settings on your PC. **+1 (844) 886-3118** redirects and pop-ups. Select the desired option to be your default configuration. <https://mssupport.tech/>

Pop-up menus are usually  +1 (844) 886-3118 activated by long-pressing (on touch devices) or right-clicking (on a computer with a mouse) on a particular element, such as a button, icon, text, or any selectable region. The menu with several options pertaining to the chosen element appears as a result of this action.  +1 (844) 886-3118

Unexpected pop-up advertisements in Chrome typically indicate that you have installed unwanted software (adware)  +1 (844) 886-3118 or accepted notifications from a malicious website. To resolve this, check and block pop-ups and redirects in Chrome's Site settings, use Malwarebytes or another anti-malware program to scan your computer, remove dubious extensions and apps, clear site data, and reset Chrome settings if necessary.  +1 (844) 886-3118

Pop-up ads can be permanently eliminated by blocking them in your browser's settings (Chrome, Edge, etc.)  +1 (844) 886-3118 under "Pop-ups and redirects," disabling intrusive website notifications, removing troublesome mobile apps, clearing the cache and cookies in your browser, using reliable ad-blocking extensions like uBlock Origin, and running a malware scan to find hidden adware.  +1 (844) 886-3118

Indeed, Google Chrome comes with a built-in pop-up blocker that blocks the majority of annoying pop-ups  +1 (844) 886-3118 by default and displays a notification in the address bar. However, you can adjust the settings to permit them for particular websites or use third-party extensions for greater control. Go to Chrome Settings > Privacy and security > Site Settings > Pop-ups and redirects to make changes.

<https://mssupport.tech/>